
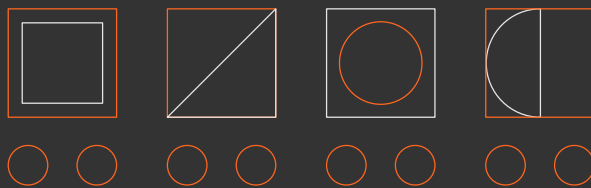
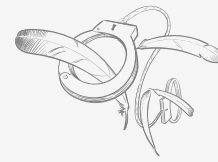


MEASURING THE PACE OF JUSTICE DELIVERY THROUGH DATA 2021



**An Evaluation of the Speed of Justice
Delivery of States' High Courts in Nigeria**





Executive Summary

The High Court Ranking research aims to provide a comprehensive ranking of High Courts across the country based on key performance indicators. It involves utilizing a data-driven approach to evaluate the performance of High Courts in Nigeria based on criteria such as case backlog, efficiency, timeliness of judgments, and transparency.

The goal is to promote accountability and transparency in the Nigerian judiciary by providing citizens, legal practitioners, and policymakers with reliable data on the performance of High Courts. The rankings will provide a benchmark for the judiciary to track its progress over time and identify areas for improvement. It will also involve collecting data from National Judicial Council (NJC). The data will be analyzed using statistical methods to generate rankings for each High Court.

The rankings will be publicly available through an online platform and will be updated regularly to reflect changes in performance.


Overall, the High Court Ranking Project in Nigeria has the potential to significantly improve the efficiency and effectiveness of the Nigerian judiciary by promoting transparency and accountability.

In total, 45,403 cases were analysed from 34 states.

This research paper aims to assist the government and development partners in enhancing the pace of justice delivery in Nigeria and fostering a culture of continuous improvement among States. Nonetheless, the challenges highlighted in the research paper should guide the development of customised and more effective solutions aimed at addressing the sluggish pace of justice delivery in the Nigerian justice sector.

Luminate

This research publication was supported by Luminate



Methodology

The research methodology involves identifying both the total number of days to complete all filed cases and the average number of days to finalize a single case in each of the 36 state high courts and Federal Capital Territory.

In addition, researchers identified 50 court cases through random sampling, noting the length of time involved, calculated as total number of days and the disparity between civil and criminal case completion time.

The Courts are then presented based on the weighted average number of days per case completion, judge-to-case ratio and previous performance in case disposition. The research aims to evaluate and analyse the estimated number of legal cases in each state based on its population, with the premise that a population of eight million people could generate over one million legal problems, according to the Hague Institute for Innovation Law (HiIL) formula of ratio 8 people:1 legal problem.



Data Sources

- National Population Commission (NPC)
- National Judicial Council (NJC)
- Hague Institute for Innovation Law (HILL)
- Website of State High Courts

ABOUT CITIZEN'S GAVEL

Citizens' Gavel aims to create a world where justice delivery is fast and efficient, regardless of economic or political demographics.

This research publication was supported by Luminate.

Research Lead:

Nelson Olanipekun

Research Team:

Dr. Omoyeni Ireoluwakitan
Barr. Arowosebe Oluwaseyi Esq.
Ariyo Oluwatosin
Ajibade Oluwafemi Esq.
Olubusi Tumise
Ayankoya Oluwadamilare
Adewole Ibukun
Oseikhuemen Ibadode

Lagos

2nd Floor, Civic Hive,
42 Montgomery Road,
Yaba, Lagos, Nigeria


Ibadan

No.5, Atiba Street
Soun Ajagungbade Estate,
Bodija, Ibadan, Nigeria


 +234 810 284 2542

 www.gavel.ng

 hello@gavel.ng

 @Citizen_Gavel

 @CitizenGavel

 @Citizens_Gavel

Abia



2,106

Number of Cases
Filed at High Courts



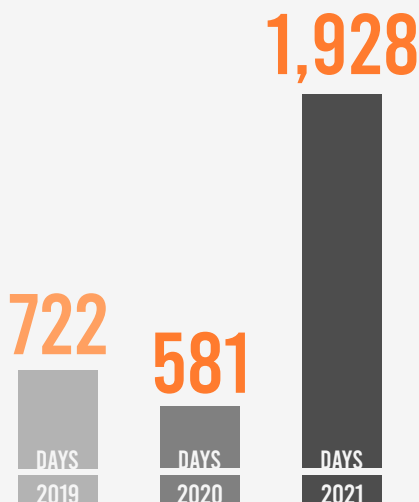
25

Number of Judges
in the High Courts

Average number of days to finish civil, FHR and criminal cases



Civil



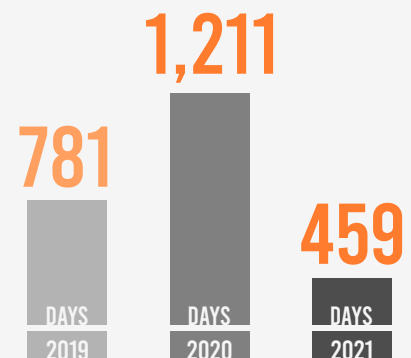
FHR



319 DAYS



Criminal



1,398 DAYS

Average timespan of cases
from start to judgement



67,092 DAYS

Cumulative number of days for all
evaluated cases from start
to judgement

Abia State, having a total of 25 High Court judges, went through a combined total of 2,106 cases filed. With a ratio of 84.24 cases to 1 Judge in 2021, there was a slight improvement from 2020 which had a ratio of 87 cases to a judge. Whilst there was no significant change in court filing numbers, there had been an increase by one in the number of High Court judges. In 2020, the total number of days, on average, for the disposition of a filed case was 1,211; this has now increased with the average number for judgement or disposition being 1,397.75 days. This shows an unfavourable and further descent in time efficiency as the average number for case disposal has steadily increased from 2020 despite the addition of a new High Court judge.

Adamawa



515

Number of Cases
Filed at High Courts



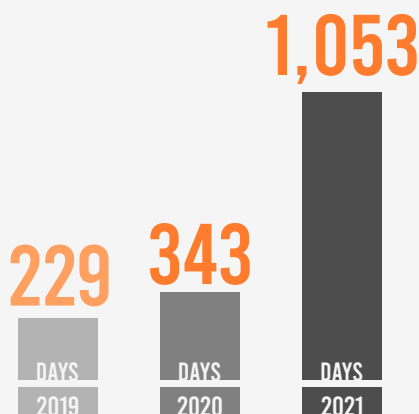
8

Number of Judges
in the High Courts

Average number of days to finish civil, FHR and criminal cases



Civil



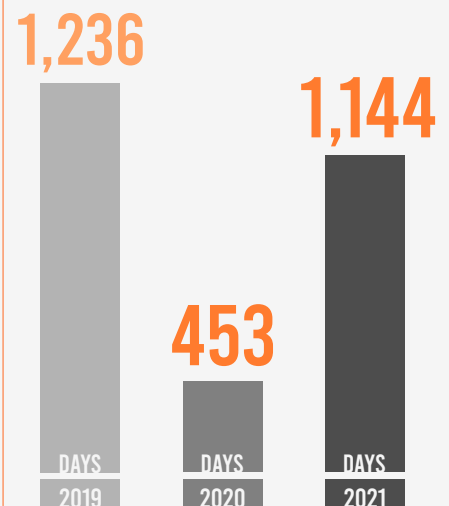
FHR



N/A



Criminal



1,226 DAYS

Average timespan of cases
from start to judgement



14,055 DAYS

Cumulative number of days for all
evaluated cases from start
to judgement

Adamawa State, having a total of 8 High Court judges, went through a combined total of 515 cases filed and with a ratio of 64.37 cases to 1 Judge in 2021. In 2020, the total number of days, on average, for the disposition of a filed case was 453; this has now increased with the average number for judgement or disposition being 1,225.54 days.

Akwa Ibom



2,524

Number of Cases
Filed at High Courts



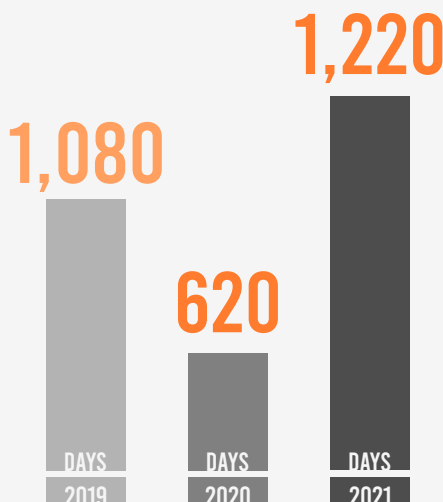
24

Number of Judges
in the High Courts

Average number of days to finish civil, FHR and criminal cases



Civil



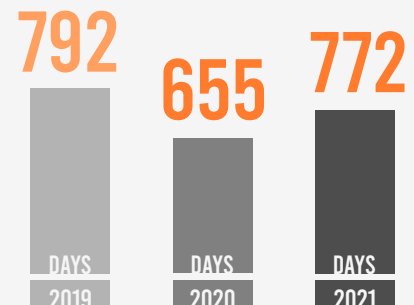
FHR



355 DAYS



Criminal



758 DAYS

Average timespan of cases
from start to judgement



37,905 DAYS

Cumulative number of days for all
evaluated cases from start
to judgement

Akwa Ibom State, having a total of 25 High Court judges, went through a combined total of 2,524 cases filed. With a ratio of 100 cases to 1 Judge in 2021, there was a slight improvement from 2020 with the inclusion of an additional judge. In 2020, the total number of days, on average, for the disposition of a filed case was 792; this has now decreased with the average number for judgement or disposition being 758 days.

Anambra



3,196

Number of Cases
Filed at High Courts



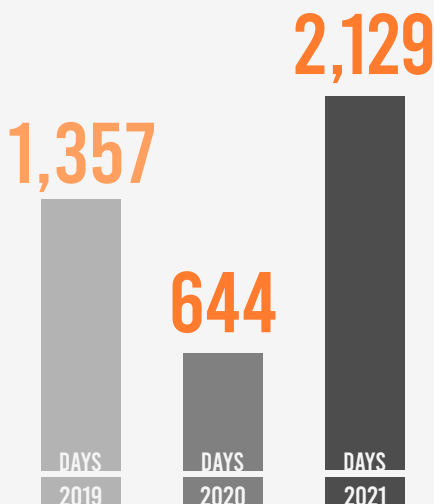
30

Number of Judges
in the High Courts

Average number of days to finish civil, FHR and criminal cases



Civil



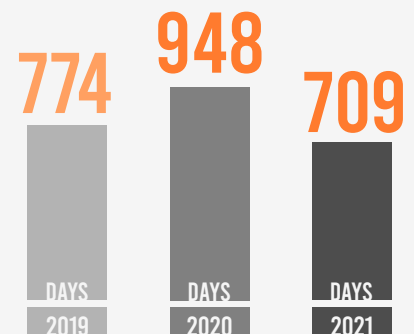
FHR



411 DAYS



Criminal



1,437 DAYS

Average timespan of cases
from start to judgement



71,870 DAYS

Cumulative number of days for all
evaluated cases from start
to judgement

Anambra State, having a total of 30 High Court judges, went through a combined total of 3,196 cases filed. With a ratio of 106 cases to 1 Judge in 2021, the total number of days, on average, for the disposition of a filed case was 1,437.

Bauchi



860

Number of Cases Filed at High Courts



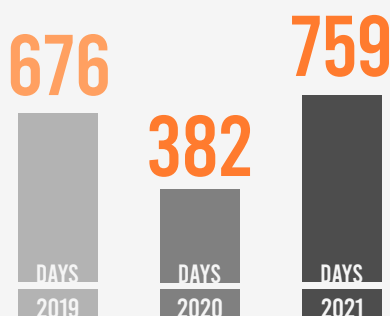
12

Number of Judges in the High Courts

Average number of days to finish civil, FHR and criminal cases



Civil



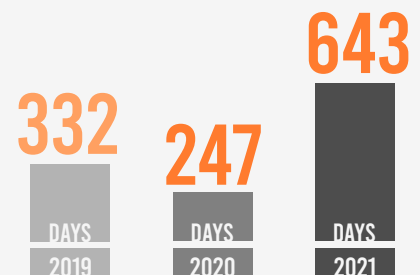
FHR



199 DAYS



Criminal



680 DAYS

Average timespan of cases from start to judgement



34,003 DAYS

Cumulative number of days for all evaluated cases from start to judgement

Bauchi State, having a total of 12 High Court judges, went through a combined total of 860 cases filed. With a ratio of 71.6 cases to 1 Judge in 2021, the total number of days, on average, for the disposition of a filed case was 680. The balanced ratio can be inferred as the key cause of the arguably speedier rate of justice delivery. It can also be used as a symbol for recommendation supporting the assertion that an increase in the number of serving high court judges will lead to a swifter judicial process while also avoiding judicial burnout and poor case management.

Bayelsa



892

Number of Cases
Filed at High Courts



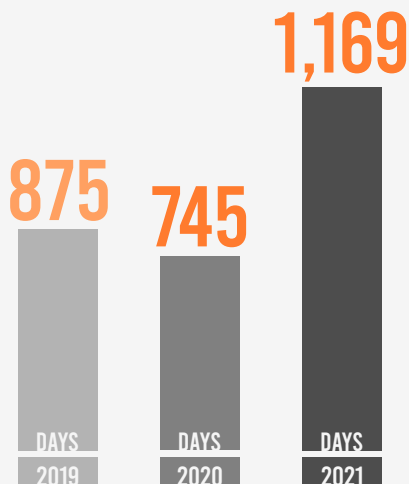
13

Number of Judges
in the High Courts

Average number of days to finish civil, FHR and criminal cases



Civil



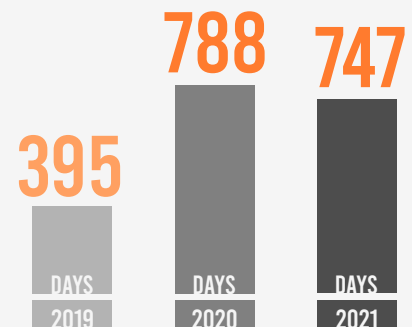
FHR



365 DAYS



Criminal



985 DAYS

Average timespan of cases
from start to judgement




49,247 DAYS

Cumulative number of days for all
evaluated cases from start
to judgement

Bayelsa State, having a total of 13 High Court judges, went through a combined total of 892 cases filed with a ratio of 68.61 cases to 1 Judge in 2021. In 2020, the total number of days, on average, for the disposition of a filed case was 788; this has now increased with the average number for judgement or disposition being 984.94 days in 2021.

BENUE

Benue



1,167

Number of Cases Filed at High Courts



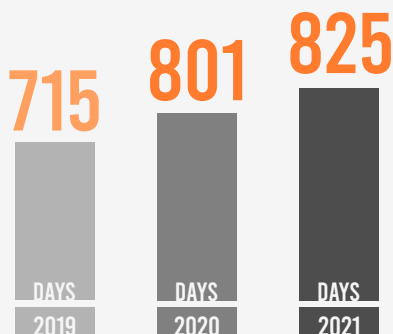
13

Number of Judges in the High Courts

Average number of days to finish civil, FHR and criminal cases



Civil



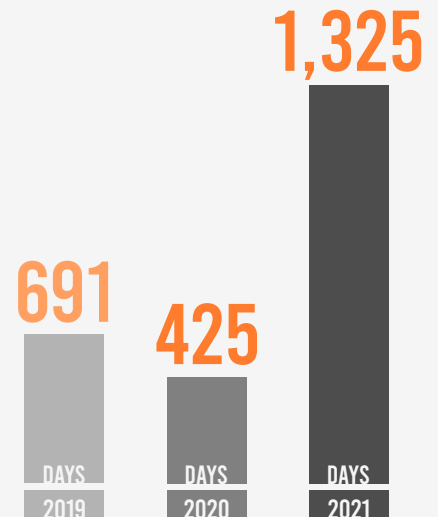
FHR



384 DAYS



Criminal



859 DAYS

Average timespan of cases from start to judgement



42,930 DAYS

Cumulative number of days for all evaluated cases from start to judgement

Benue State, having a total of 13 High Court judges, went through a combined total of 1,167 cases filed. The ratio of cases to a judge was 89.7 cases per judge which represents a significant increase from 2020's figures of 63 cases per judge. In 2020, the total number of days, on average, for the disposition of a filed case was 755; this has now increased with the average number for judgement or disposition being 858.6 days.

Borno



452

Number of Cases Filed at High Courts



12

Number of Judges in the High Courts

Average number of days to finish civil, FHR and criminal cases



Civil

230

DAYS
2019

19

DAYS
2020

530

DAYS
2021



FHR



NIL



Criminal

158

DAYS
2019

92

DAYS
2020

272

DAYS
2021



391 DAYS

Average timespan of cases from start to judgement



19,547 DAYS

Cumulative number of days for all evaluated cases from start to judgement

Borno State recorded 452 High Court cases filed in 2021 with a total of 12 High Court judges; bringing the case to judge ratio to 37.6 cases per judge. As of 2020, the case to judge ratio was 28 cases per judge with an average case completion rate of 67 days. This case completion rate increased in 2021 with the total number of days, on average, for the disposition of a filed case being 747 days.

Cross River



1,061

Number of Cases
Filed at High Courts



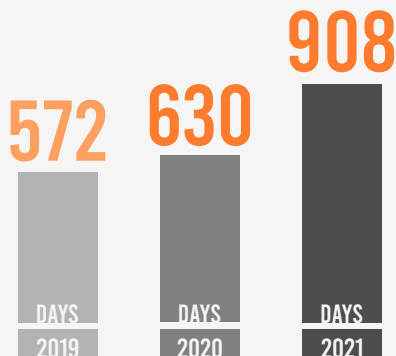
12

Number of Judges
in the High Courts

Average number of days to finish civil, FHR and criminal cases



Civil



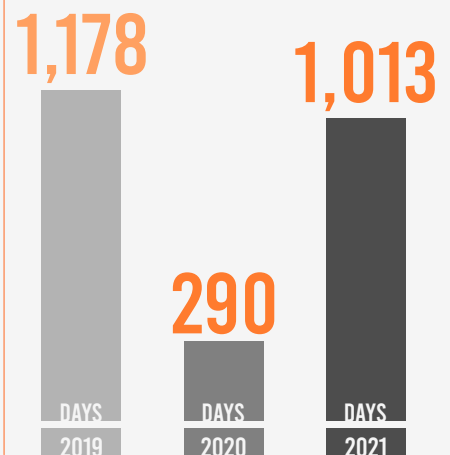
FHR



350 DAYS



Criminal



843 DAYS

Average timespan of cases
from start to judgement



42,130 DAYS

Cumulative number of days for all
evaluated cases from start
to judgement

Cross River State, having a total of 12 High Court judges, went through a combined total of 1,061 cases filed. With a ratio of 88.41 cases to 1 Judge in 2021, there was a sharp decline from 2020 which had a ratio of 53 cases to a judge. These figures represent a reduction in the number of high court judges by 7 even though the demand of court users did not change. In 2020, the total number of days, on average, for the disposition of a filed case was 596; this has now increased with the average number for judgement or disposition being 842.6 days.

Delta



3,461

Number of Cases Filed at High Courts



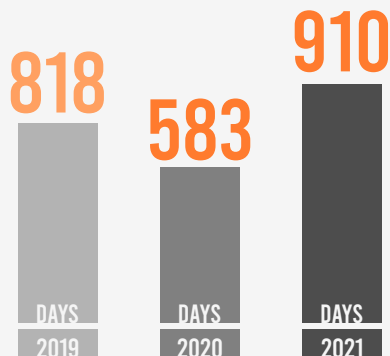
30

Number of Judges in the High Courts

Average number of days to finish civil, FHR and criminal cases



Civil



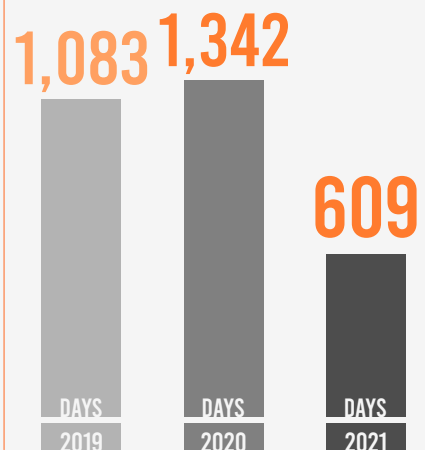
FHR



302 DAYS



Criminal



747 DAYS

Average timespan of cases from start to judgement



37,354 DAYS

Cumulative number of days for all evaluated cases from start to judgement

Delta State, having a total of 30 High Court judges, went through a combined total of 3,461 cases filed. With a ratio of 115.6 cases to 1 Judge in 2021, this represented a higher case-to-judge ratio from 2020 which was 105 cases to a judge. There has also been an increase by one in the number of High Court judges from 2020 which showed a total of 29 Judges. In 2020, the total number of days, on average, for the disposition of a filed case was 705; this has now increased, albeit very slightly, with the average number for judgement or disposition being 747 days. This shows an unfavourable and further descent in time efficiency as the average number for case disposal has steadily increased from 2020 despite the addition of a new High Court judge. This slight increase could be attributed to the greater case-per-judge ratio.

Ebonyi



871

Number of Cases
Filed at High Courts



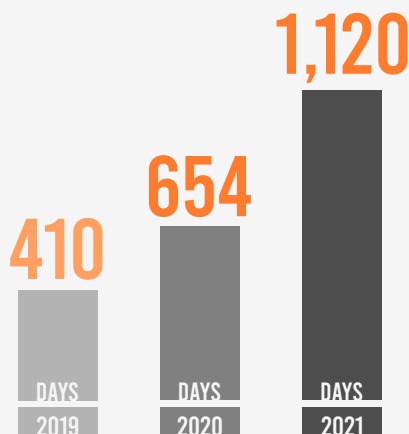
15

Number of Judges
in the High Courts

Average number of days to finish civil, FHR and criminal cases



Civil



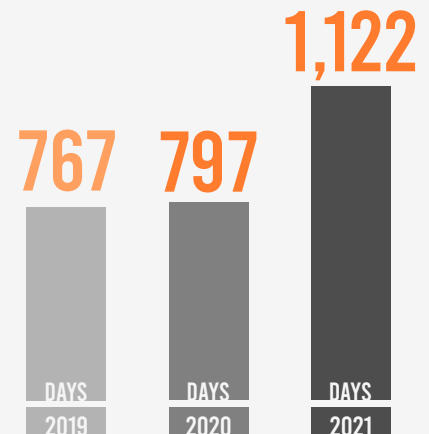
FHR



274 DAYS



Criminal



900 DAYS

Average timespan of cases
from start to judgement



45,004 DAYS

Cumulative number of days for all
evaluated cases from start
to judgement

Ebonyi State, having a total of 15 High Court judges, went through a combined total of 871 cases filed. With a ratio of 59 cases to 1 Judge in 2021, the total number of days, on average, for the disposition of a filed case was 900.

Edo



2,586

Number of Cases
Filed at High Courts



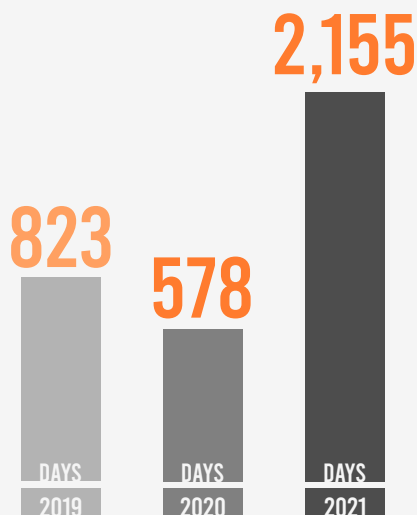
28

Number of Judges
in the High Courts

Average number of days to finish civil, FHR and criminal cases



Civil



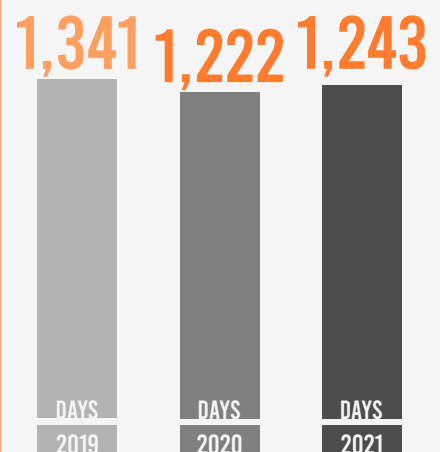
FHR



132 DAYS



Criminal



1,668 DAYS

Average timespan of cases
from start to judgement



85,066 DAYS

Cumulative number of days for all
evaluated cases from start
to judgement

Edo State, having a total of 28 High Court judges, went through a combined total of 2,586 cases filed. With a ratio of 92.3 cases to 1 Judge in 2021, the total number of days, on average, for the disposition of a filed case was 1,668.

Ekiti



290

Number of Cases Filed at High Courts



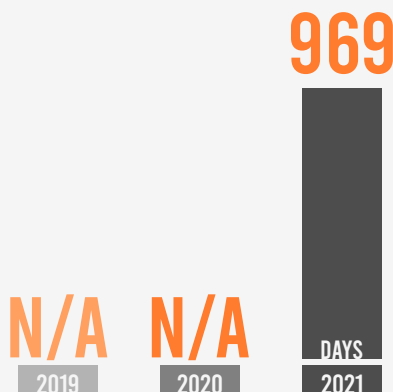
9

Number of Judges in the High Courts

Average number of days to finish civil, FHR and criminal cases



Civil




FHR



403 DAYS



Criminal



860 DAYS

Average timespan of cases from start to judgement



43,002 DAYS

Cumulative number of days for all evaluated cases from start to judgement

Ekiti State, having a total of 9 High Court judges, went through a combined total of 290 cases filed. With a ratio of 32 cases to 1 Judge in 2021, the total number of days, on average, for the disposition of a filed case was 860. This represents an increase from 2020 figures which recorded an average case completion time of 451 days.

Enugu



2,257

Number of Cases Filed at High Courts



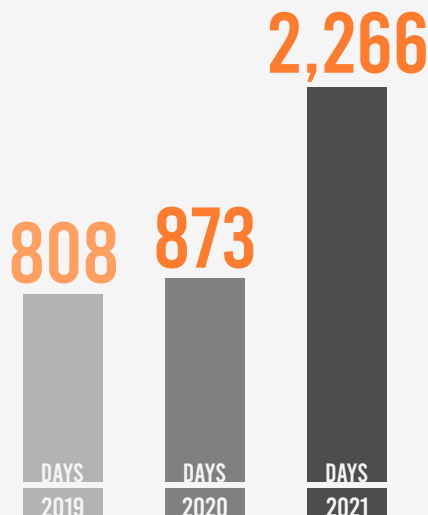
26

Number of Judges in the High Courts

Average number of days to finish civil, FHR and criminal cases



Civil



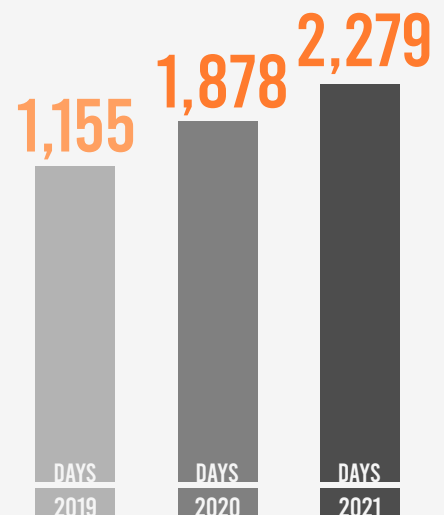
FHR



367 DAYS



Criminal



2,118 DAYS

Average timespan of cases from start to judgement



105,916 DAYS

Cumulative number of days for all evaluated cases from start to judgement

Enugu State, having a total of 26 High Court judges, went through a combined total of 2,257 cases filed. With a ratio of 87 cases to 1 Judge in 2021, the total number of days, on average, for the disposition of a filed case was 2,118.

FCT (Abuja)



Increase in the number of judges from **35** to **74**



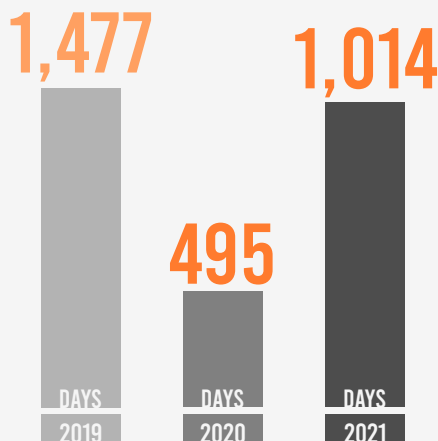
74

Number of Judges in the High Courts

Average number of days to finish civil, FHR and criminal cases



Civil



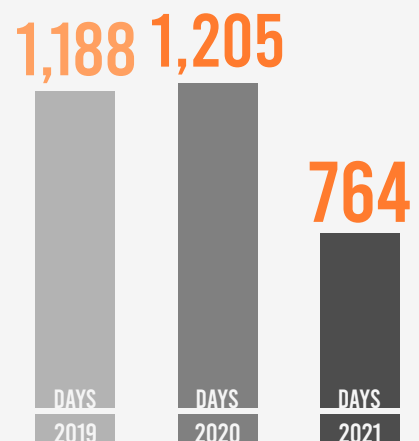
FHR



453 DAYS



Criminal



917 DAYS

Average timespan of cases from start to judgement



45,846 DAYS

Cumulative number of days for all evaluated cases from start to judgement

Abuja, had a total of 74 High Court judges in 2021 demonstrating an increase from 35 judges in 2020. The total number of days, on average, for the disposition of a filed case in 2021 was 917 representing a favourable turn in time efficiency as the average number for case disposal was 1,107 days in 2020.

GOMBE

Gombe



236

Number of Cases Filed at High Courts



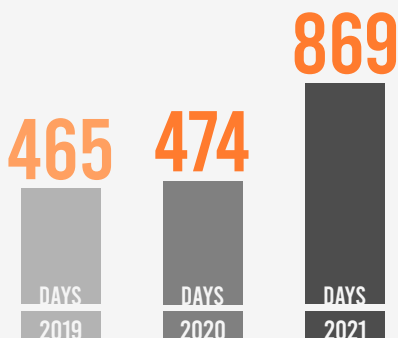
13

Number of Judges in the High Courts

Average number of days to finish civil, FHR and criminal cases



Civil



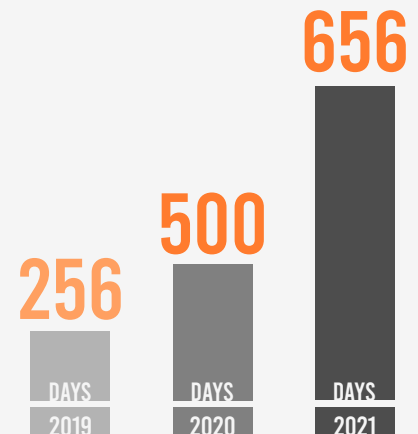
FHR



NIL



Criminal



762 DAYS

Average timespan of cases from start to judgement



38,124 DAYS

Cumulative number of days for all evaluated cases from start to judgement

Gombe State, had a total of 13 High Court judges in 2021 demonstrating a decrease from 23 judges in 2020. With a combined total of 236 cases filed and a ratio of 13 cases to 1 Judge in 2021, the total number of days, on average, for the disposition of a filed case was 762; this represents an increase from 485 days in 2020.

Imo



1,650

Number of Cases
Filed at High Courts



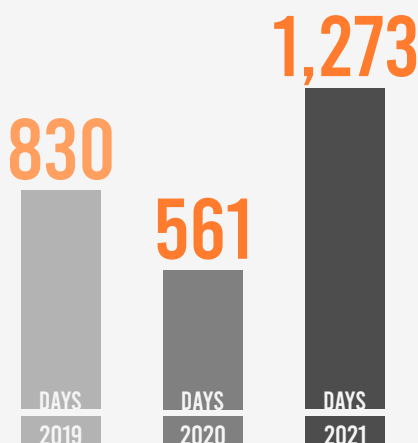
21

Number of Judges
in the High Courts

Average number of days to finish civil, FHR and criminal cases



Civil



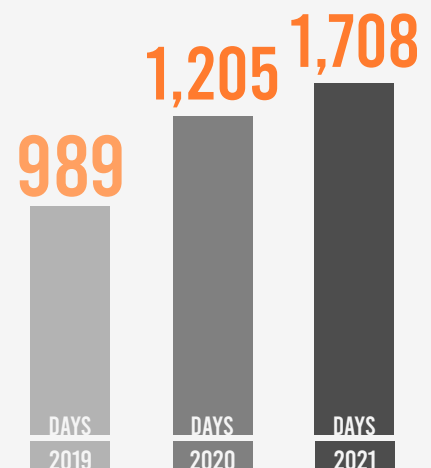
FHR



647 DAYS



Criminal



1,103 DAYS

Average timespan of cases
from start to judgement



55,130 DAYS

Cumulative number of days for all
evaluated cases from start
to judgement

Imo State, having a total of 21 High Court judges, went through a combined total of 1,650 cases filed. With a ratio of 78.5 cases to 1 Judge in 2021, the total number of days, on average, for the disposition of a filed case was 1,103.

Jigawa



178

Number of Cases Filed at High Courts



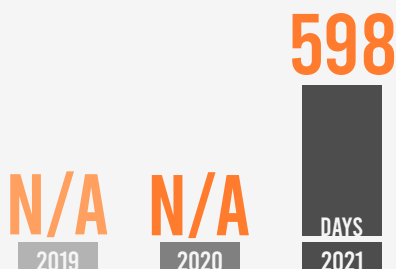
8

Number of Judges in the High Courts

Average number of days to finish civil, FHR and criminal cases



Civil



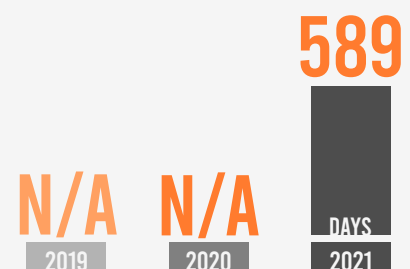
FHR



115 DAYS



Criminal



584 DAYS

Average timespan of cases from start to judgement



29,222 DAYS

Cumulative number of days for all evaluated cases from start to judgement

In Jigawa State, there were a total of 178 cases filed in the High Court with 8 Judges presiding in the region leading to a ratio of 22.5 cases to 1 judge and an average duration, in days, for judgement of a single case at 584 days.

Kaduna



1,246

Number of Cases Filed at High Courts



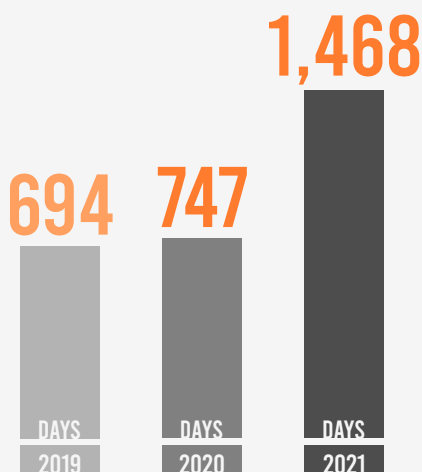
17

Number of Judges in the High Courts

Average number of days to finish civil, FHR and criminal cases



Civil



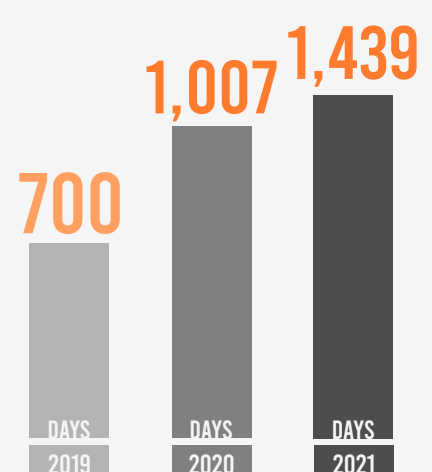
FHR



106 DAYS



Criminal



1,078 DAYS

Average timespan of cases from start to judgement



53,886 DAYS

Cumulative number of days for all evaluated cases from start to judgement

In Kaduna, there were 17 High Court judges dealing with a total of 1,246 cases in 2021. Case completion took an average of 1,078 days per case and the ratio was 73.29 new cases per single judge.

Kano



677

Number of Cases Filed at High Courts



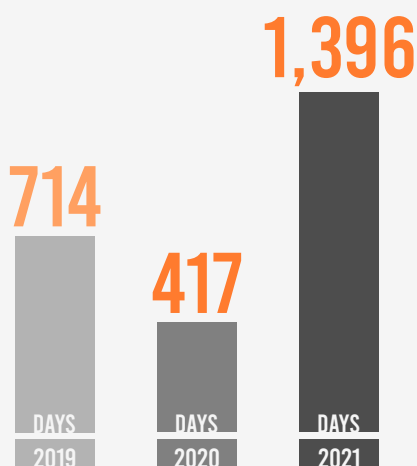
20

Number of Judges in the High Courts

Average number of days to finish civil, FHR and criminal cases



Civil



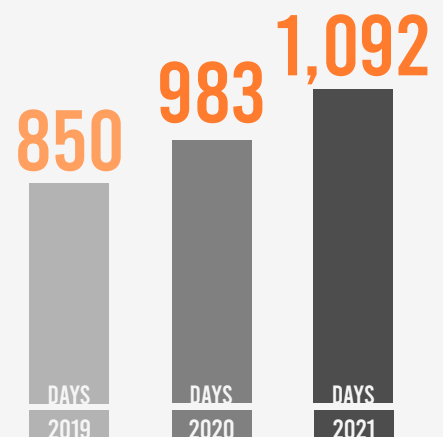
FHR



NIL



Criminal



1,250 DAYS

Average timespan of cases from start to judgement



62,492 DAYS

Cumulative number of days for all evaluated cases from start to judgement

In Kano State, there were 677 cases filed at the High Courts presided over by a total of 20 judges in 2021. Furthermore, the average number of days for judgement of a single case was 1,250 days. These figures represent a decline in efficiency from 2020; in 2020 whilst there were over 2000 cases filed at the High Courts, it took only an average of 530 days for judgement. This represents an increase of over 100% in the average number of days for justice delivery despite there being a reduction of cases by 1,583.

Katsina



365

Number of Cases Filed at High Courts



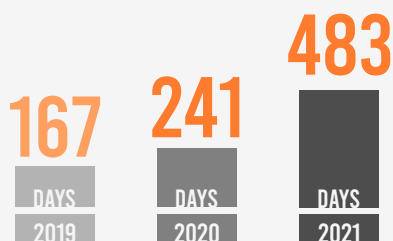
11

Number of Judges in the High Courts

Average number of days to finish civil, FHR and criminal cases



Civil



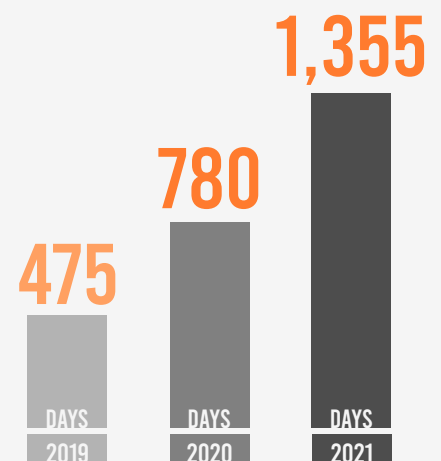
FHR



34



Criminal



541 DAYS

Average timespan of cases from start to judgement



27,069 DAYS

Cumulative number of days for all evaluated cases from start to judgement

Katsina State, having a total of 11 High Court judges, went through a combined total of 365 cases filed. With a ratio of 33.18 cases to 1 Judge in 2021, the total number of days, on average, for the disposition of a filed case was 541.

Kebbi



257

Number of Cases Filed at High Courts



12

Number of Judges in the High Courts

Average number of days to finish civil, FHR and criminal cases



Civil



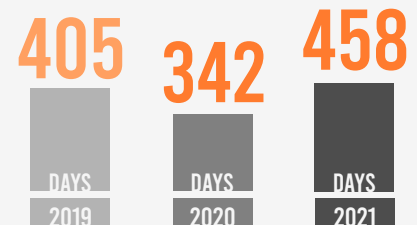
FHR



NIL



Criminal



414 DAYS

Average timespan of cases from start to judgement



20,300 DAYS

Cumulative number of days for all evaluated cases from start to judgement

In Kebbi, a relatively low volume of cases were filed at the High Courts totaling 257 new cases, with an average of 414 days for the disposition of a single filed case. The ratio of cases to judges was 21.4 new cases per judge with a total of 12 judges presiding over cases in the area. Despite this, Kebbi saw an increase in case disposition times from 342 days in 2020 to 414 days in 2021 and this increase happened in spite of the inclusion of 4 additional judges.

Kogi



398

Number of Cases
Filed at High Courts



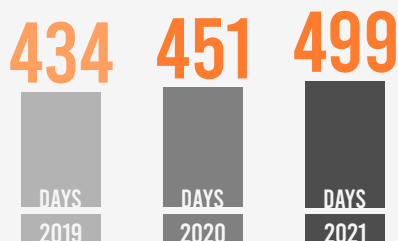
21

Number of Judges
in the High Courts

Average number of days to finish civil, FHR and criminal cases



Civil



FHR



NIL



Criminal



501 DAYS

Average timespan of cases
from start to judgement



25,036 DAYS

Cumulative number of days for all
evaluated cases from start
to judgement

Kogi State, having a total of 21 High Court judges, went through 398 cases filed in the high courts and a ratio of 18.95 cases to 1 Judge in 2021. The total number of days, on average, for the disposition of a filed case was 501 days.

Kwara



535

Number of Cases
Filed at High Courts



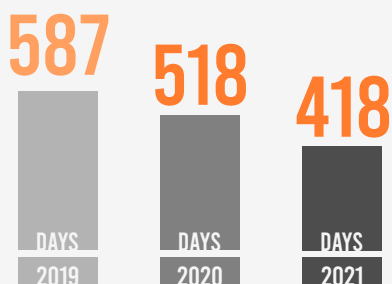
21

Number of Judges
in the High Courts

Average number of days to finish civil, FHR and criminal cases



Civil



FHR



Criminal



393 DAYS

Average timespan of cases
from start to judgement

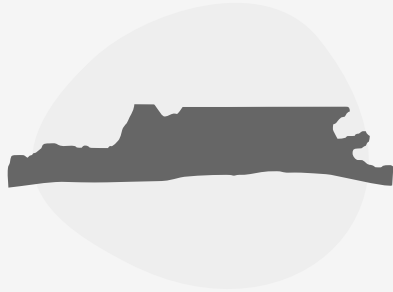


19,630 DAYS

Cumulative number of days for all
evaluated cases from start
to judgement

In Kwara State there were a total of 535 cases filed at the High Courts in 2021 with 21 judges presiding over the region. The total number of days, on average, for the disposition of a filed case was 393.

Lagos



4,915

Number of Cases Filed at High Courts



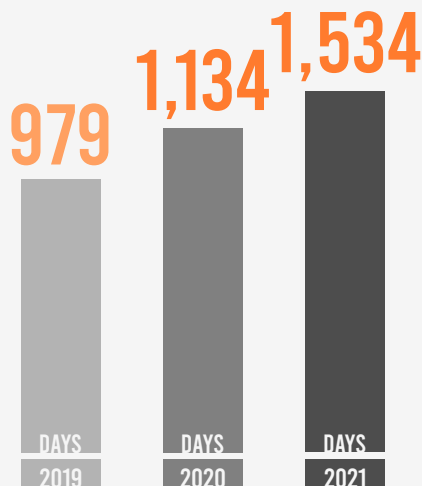
56

Number of Judges in the High Courts

Average number of days to finish civil, FHR and criminal cases



Civil



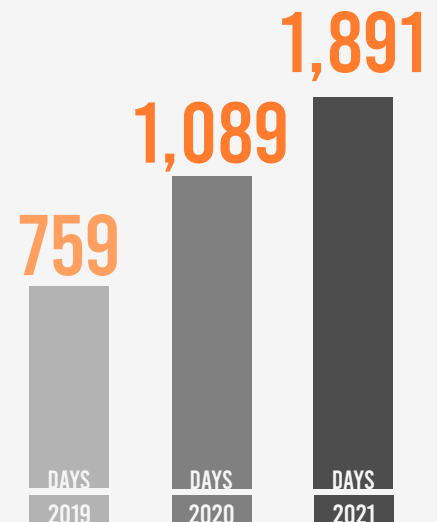
FHR



177 DAYS



Criminal



1,643 DAYS

Average timespan of cases from start to judgement



82,137 DAYS

Cumulative number of days for all evaluated cases from start to judgement

Lagos State recorded a total of 4,915 cases with 56 high court judges with a ratio of 87.76 cases to 1 judge. The average duration in days of judgement per case was 1,643. However, it is important to note the cases filed in 2021 demonstrated almost a 100% increase from 2020 with only an additional judge included in 2021. Therefore, the case processing time frame has remained relatively stable in spite of the sharp increase in cases filed.

Nasarawa



950

Number of Cases Filed at High Courts



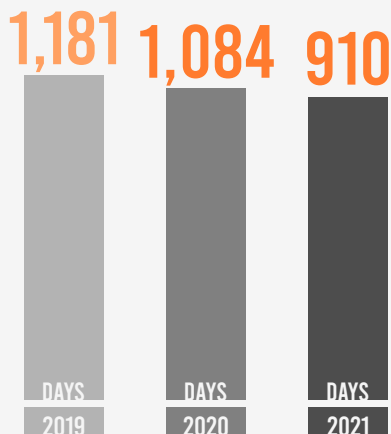
14

Number of Judges in the High Courts

Average number of days to finish civil, FHR and criminal cases



Civil



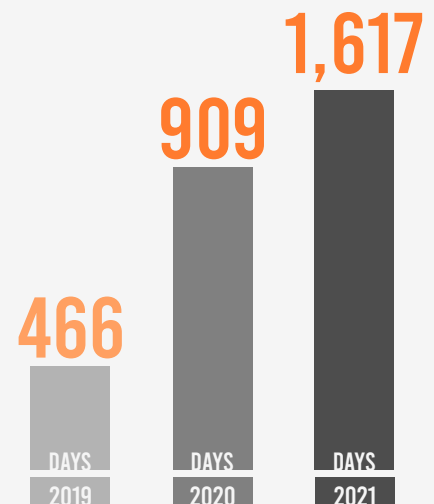
FHR



NIL



Criminal



1,011 DAYS

Average timespan of cases from start to judgement



21,224 DAYS

Cumulative number of days for all evaluated cases from start to judgement

Nasarawa State, having a total of 14 High Court judges, went through a combined total of 950 cases filed. With a ratio of 67.8 cases to 1 Judge in 2021, the total number of days, on average, for the disposition of a filed case was 1,011.

Niger



337

Number of Cases Filed at High Courts



12

Number of Judges in the High Courts

Average number of days to finish civil, FHR and criminal cases



Civil



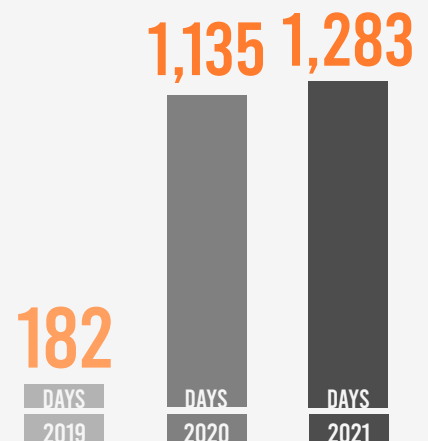
FHR



292 DAYS



Criminal



878 DAYS

Average timespan of cases from start to judgement



17,556 DAYS

Cumulative number of days for all evaluated cases from start to judgement

In Niger, a total of 337 cases were filed with an average duration in days for judgement delivery per case being 878 days. With 12 presiding judges in the region, the ratio of cases to judges was 28.08 cases to one judge.

Ogun



2,595

Number of Cases Filed at High Courts



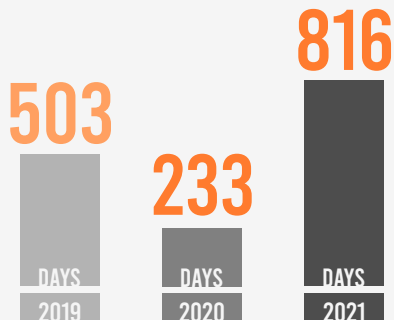
30

Number of Judges in the High Courts

Average number of days to finish civil, FHR and criminal cases



Civil



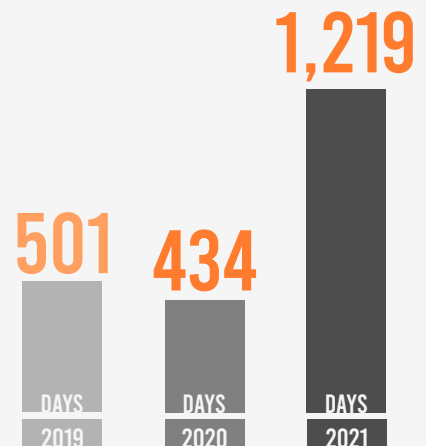
FHR



129 DAYS



Criminal



842 DAYS

Average timespan of cases from start to judgement



42,124 DAYS

Cumulative number of days for all evaluated cases from start to judgement

Ogun State, having a total of 30 High Court judges, went through a combined total of 2,595 cases filed. With a ratio of 86.5 cases to 1 Judge in 2021, there was a great improvement from 2020 which had a ratio of 167 cases to a judge. With a total recorded number of 2,595 filed cases (compared with 4,832 in 2020), the average duration in days of judgement increased from 266 days to 842 days.

Ondo



954

Number of Cases Filed at High Courts



17

Number of Judges in the High Courts

Average number of days to finish civil, FHR and criminal cases



Civil



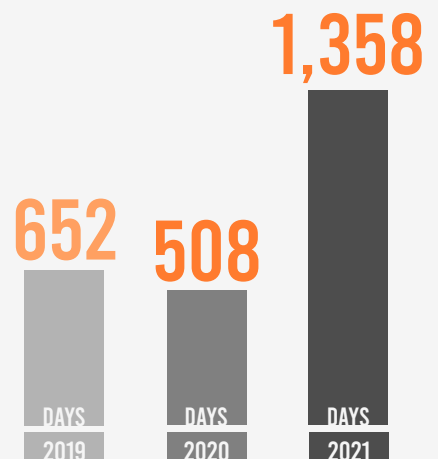
FHR



758 DAYS



Criminal



839 DAYS

Average timespan of cases from start to judgement



41,974 DAYS

Cumulative number of days for all evaluated cases from start to judgement

Ondo State, with 17 judges dealing with a total of 954 cases in 2021, the total number of days, on average, for the disposition of a case was 839. The ratio of judges to cases was 56.11 new cases per single judge compared to 2020 where the ratio was 33 cases to a judge with a total of 20 judges. The increase in case to judge ratio could explain the decline in time efficiency from 403 days on average for case completion in 2020 to 839 days in 2021.

OSUN

Osun



801

Number of Cases Filed at High Courts



20

Number of Judges in the High Courts

Average number of days to finish civil, FHR and criminal cases



Civil



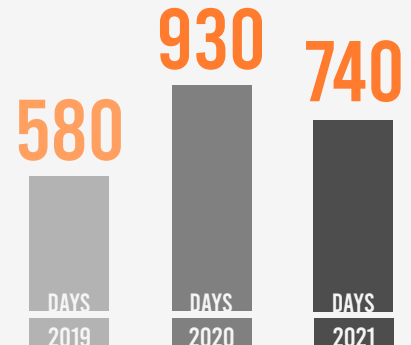
FHR



336 DAYS



Criminal



581 DAYS

Average timespan of cases from start to judgement



29,029 DAYS

Cumulative number of days for all evaluated cases from start to judgement

Osun State with 20 High Court judges and a total number of 801 cases filed, the State maintains a ratio of 40 cases to a judge with an average disposition time of 581 days.

Oyo



2,268

Number of Cases
Filed at High Courts



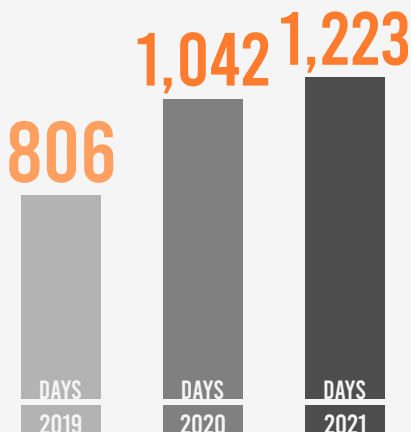
26

Number of Judges
in the High Courts

Average number of days to finish civil, FHR and criminal cases



Civil



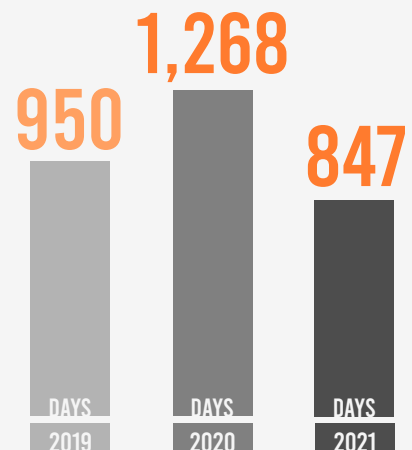
FHR



675 DAYS



Criminal



1,132 DAYS

Average timespan of cases
from start to judgement



56,578 DAYS

Cumulative number of days for all
evaluated cases from start
to judgement

In Oyo State, there were 2,268 cases filed at high courts in 2021 with a total of 26 judges presiding over the region. With a case-to-judge ratio of 87.23 cases per judge, the average duration of judgement per case was 1,132 days. This high figure demonstrates a steady increase in completion rates from both 2019 and 2020; this is in spite of there being an 882 deficit in filed cases and an addition of 2 high court judges. It appears that an improvement in case-to-judge ratio is not the only thing to positively impact the pace of justice delivery. It is suggested that the inclusion of technological infrastructure in the form of improved virtual hearings and conscientious tracking of the timeline of both civil and criminal cases will help to stop the increase in total duration of case judgement.

Plateau



1,003

Number of Cases Filed at High Courts



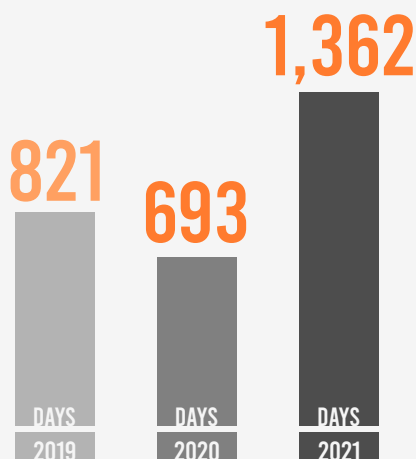
13

Number of Judges in the High Courts

Average number of days to finish civil, FHR and criminal cases



Civil



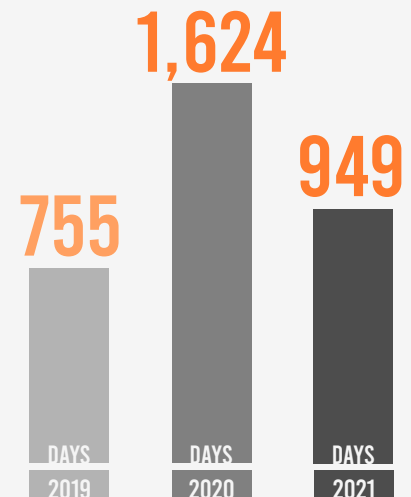
FHR



NIL



Criminal



1,313 DAYS

Average timespan of cases from start to judgement



65,641 DAYS

Cumulative number of days for all evaluated cases from start to judgement

Plateau State with 13 high court judges presiding over a total of 1,003 cases in 2021, the total duration in days, on average, for case completion was 1,313 days. These figures represent an increase from figures in 2020 which showed that the average duration in days for judgement was 777 days. The increase in the timeline for case completion can be attributed to a greater case to judge ratio from 68 cases to 1 judge in 2020 to 77.15 cases per judge in 2021.

Rivers



3,144

Number of Cases Filed at High Courts

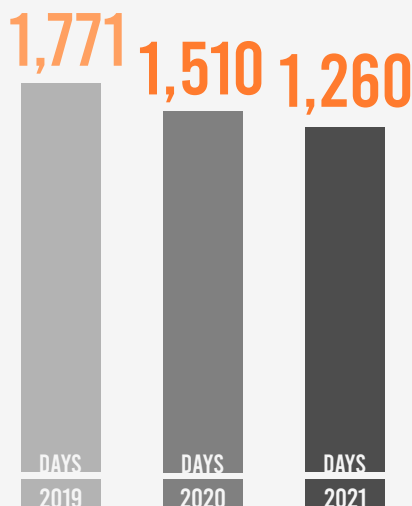


31

Number of Judges in the High Courts

Average number of days to finish civil, FHR and criminal cases

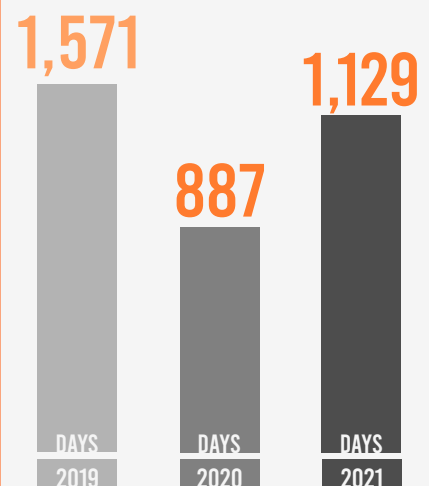
Civil



FHR



Criminal



1,006 DAYS

Average timespan of cases from start to judgement



50,278 DAYS

Cumulative number of days for all evaluated cases from start to judgement

In Rivers State there were 3,144 cases filed at the High Courts presided over by a total of 31 judges. The average number of days for judgement of a single case was 1,006 days. However, these figures represent a decline in processing times from 2020; in 2020 whilst there were 2,587 cases filed at the High Courts, it took an average of 1,485 days for judgement. Therefore, Rivers State has managed to reduce their overall time in judgement dispensation even with the increase in case load.

SOKOTO



14

Number of Cases Filed at High Courts



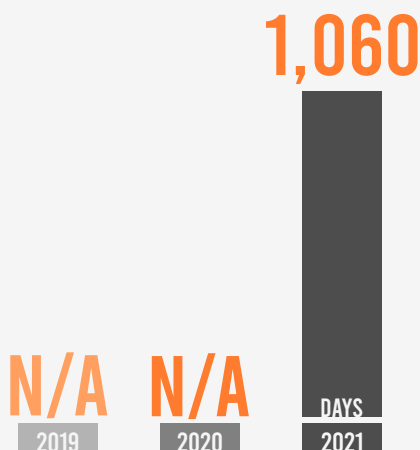
7

Number of Judges in the High Courts

Average number of days to finish civil, FHR and criminal cases



Civil



FHR



NIL



Criminal



674 DAYS

Average timespan of cases from start to judgement



33,710 DAYS

Cumulative number of days for all evaluated cases from start to judgement

In Sokoto, there were a total of 7 High Court Judges and a total number in days, on average, for a single case disposition of 674 days.

Taraba



567

Number of Cases Filed at High Courts



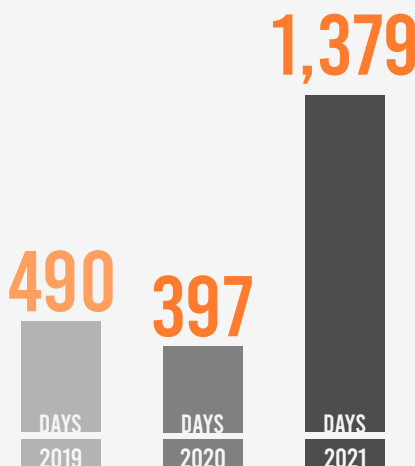
11

Number of Judges in the High Courts

Average number of days to finish civil, FHR and criminal cases



Civil



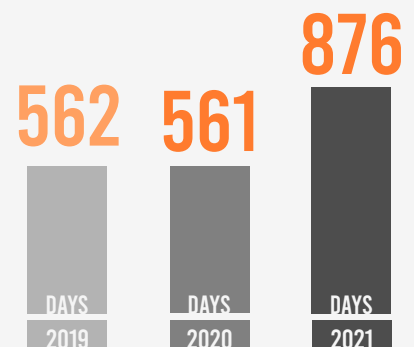
FHR



177 DAYS



Criminal



1,049 DAYS

Average timespan of cases from start to judgement



52,472 DAYS

Cumulative number of days for all evaluated cases from start to judgement

In Taraba State, there were a total of 567 filed cases and 11 High Court Judges leading to a ratio of approximately 51.54 cases to a judge. With an average case being concluded in 1,049 days, Taraba's pace of justice delivery has declined since 2020 with an increase from 436 days per case; this is despite the addition of an extra high court judge. A key reason for this increase in case disposal time is the fact that the number of cases filed increased by approximately 218 cases from 2020 with only the addition of an extra judge.

Yobe



332

Number of Cases Filed at High Courts



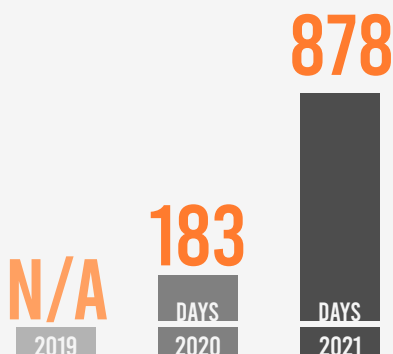
8

Number of Judges in the High Courts

Average number of days to finish civil, FHR and criminal cases



Civil



FHR



86 DAYS



Criminal



500 DAYS

Average timespan of cases from start to judgement



25,009 DAYS

Cumulative number of days for all evaluated cases from start to judgement

Yobe recorded 332 cases filed at the High Courts in 2021; with a total of 8 judges, it took an average duration of 500 days per single case completion. The ratio of judges to new cases filed was 41.5 new cases per judge compared to 35 cases per judge in 2020. The increase in case to judge ratio contributed to an increase in case disposal time from 249 days in 2020 to 500 days in 2021.

Zamfara



245

Number of Cases
Filed at High Courts



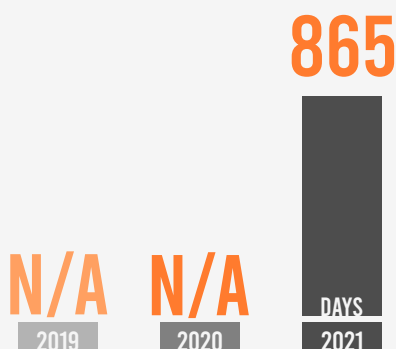
7

Number of Judges
in the High Courts

Average number of days to finish civil, FHR and criminal cases



Civil



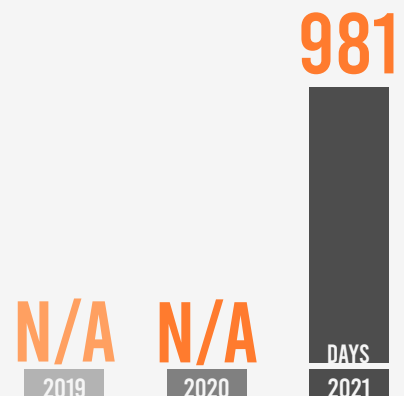
FHR



425 DAYS



Criminal



812 DAYS

Average timespan of cases
from start to judgement

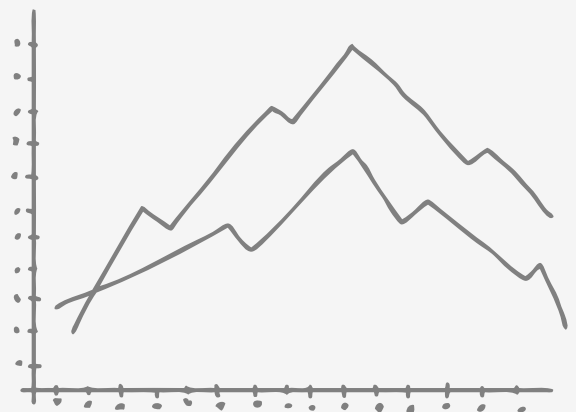
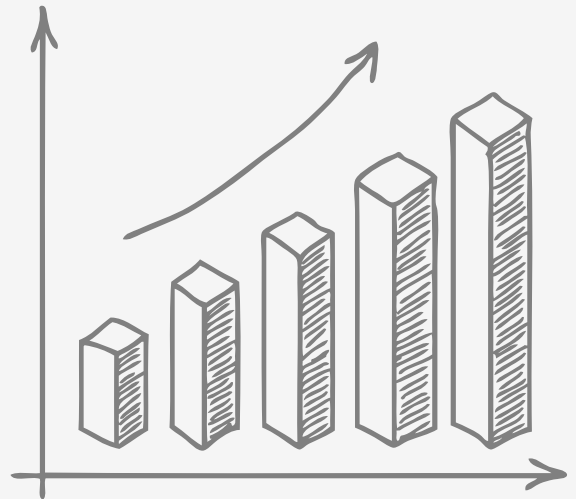
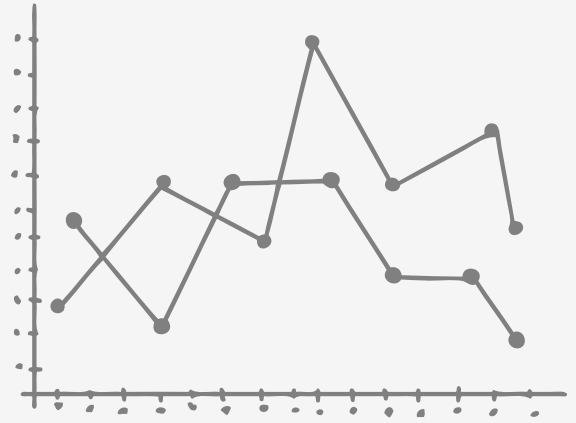


40,593 DAYS

Cumulative number of days for all
evaluated cases from start
to judgement

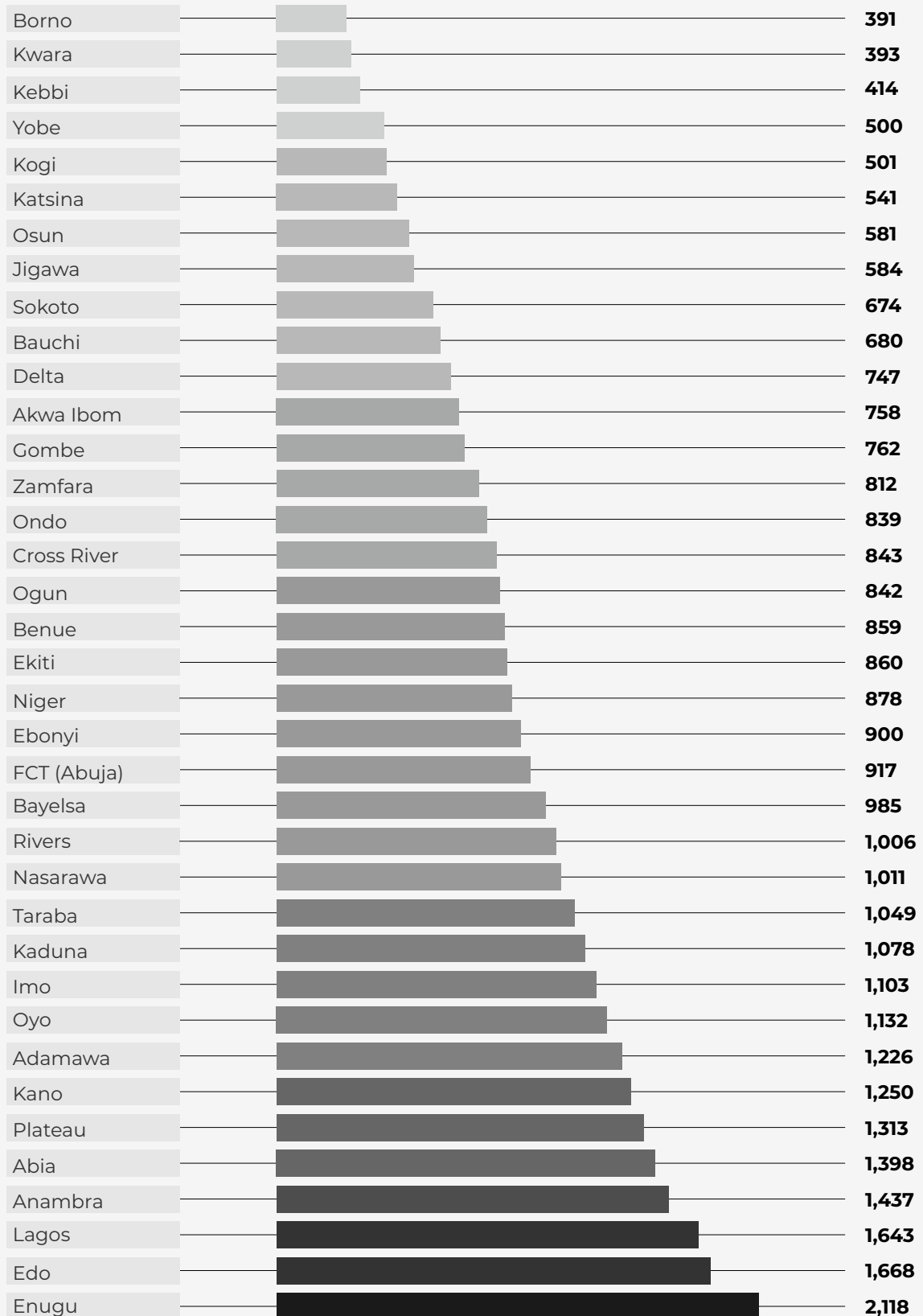
In Zamfara State there were a total of 245 cases filed at the High Courts with an average duration of judgement per case of 812 days. The ratio of judges to new cases filed was 35 cases to 1 judge and there was a total of 7 High Court judges.

MARKETS STATES PROFES



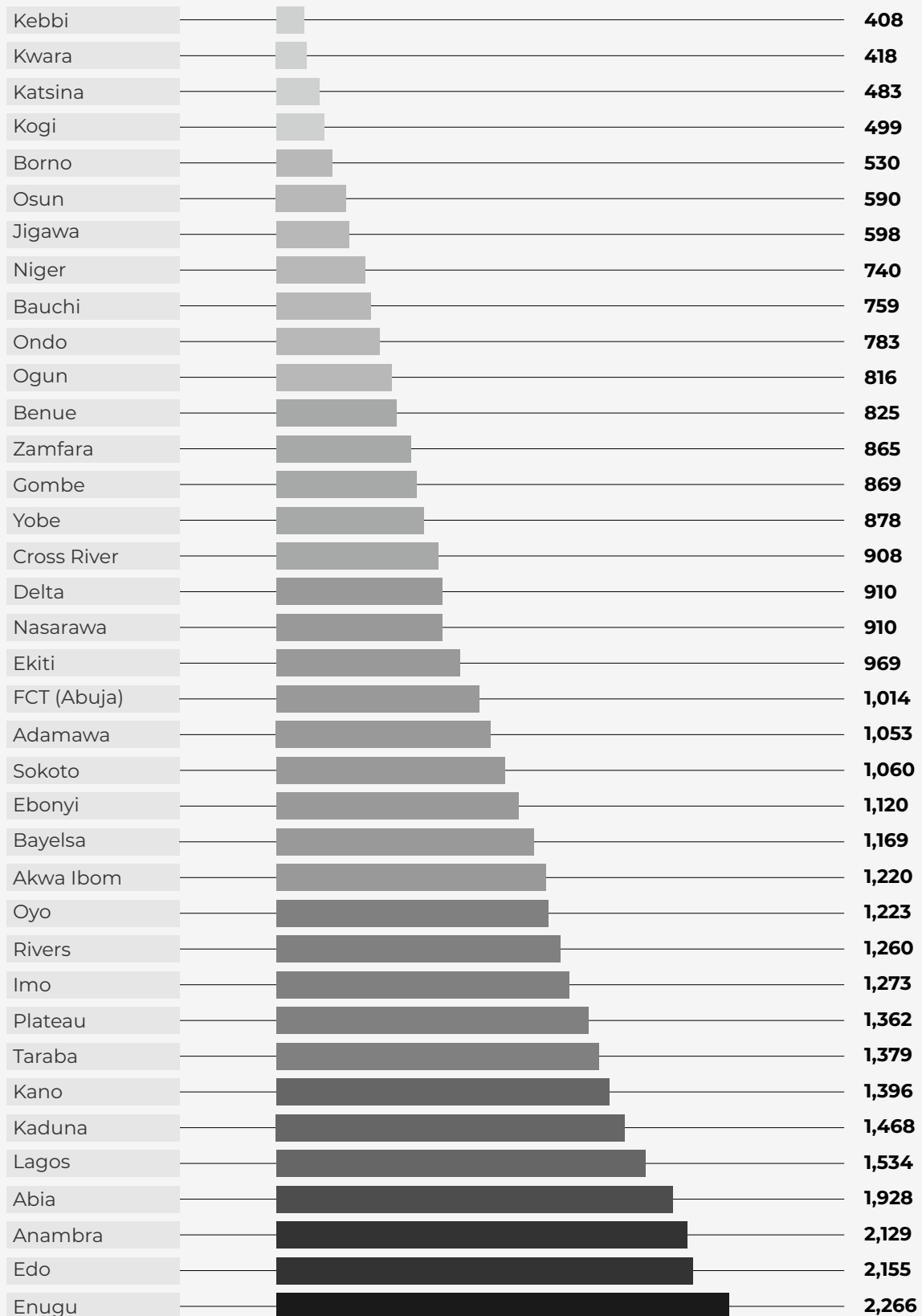
Ranking

Average timespan of cases from start to judgement



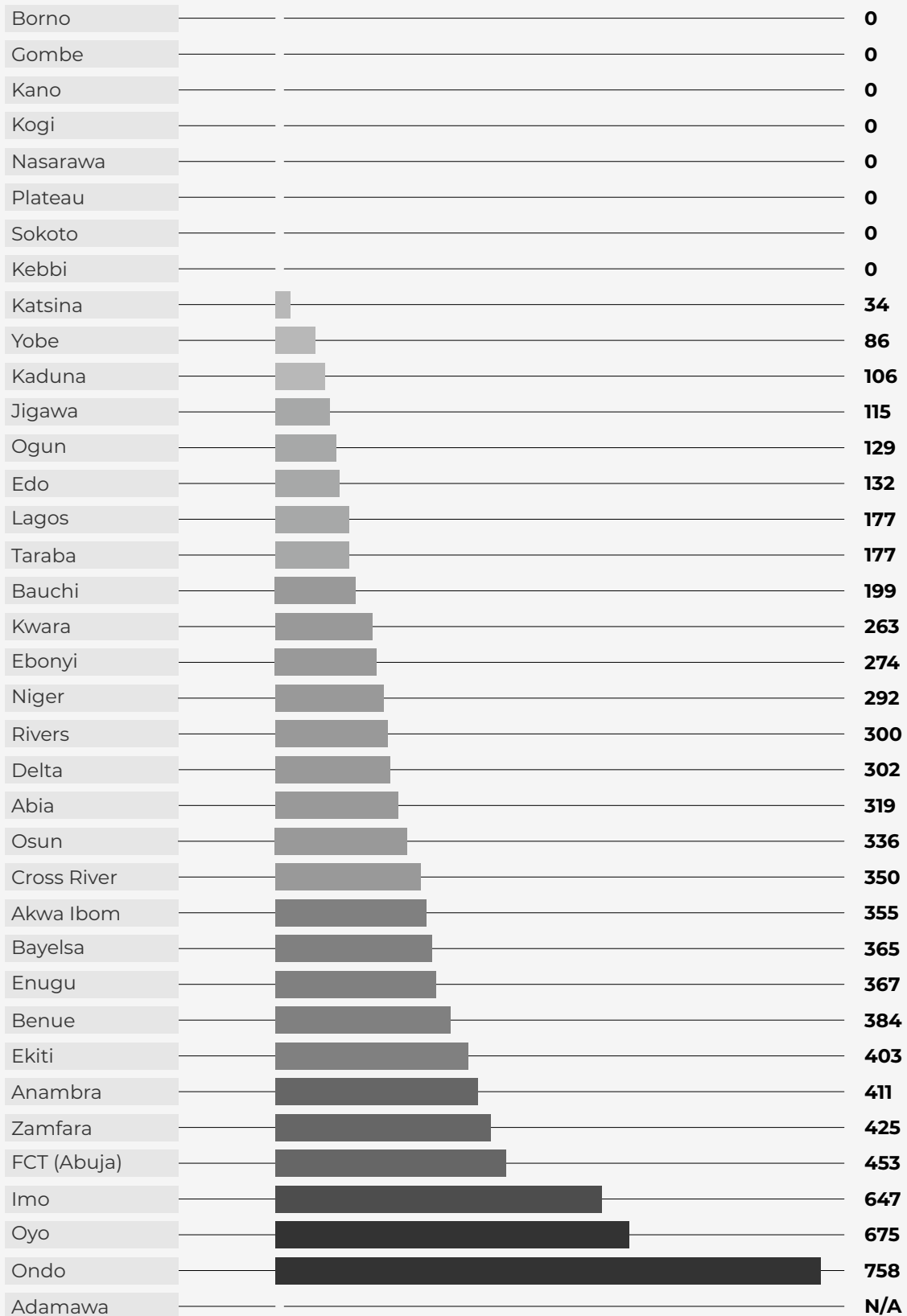
Civil Case Ranking

A ranking of state high courts in Nigeria



FHR Case Ranking

A ranking of state high courts in Nigeria



Criminal Case Ranking

A ranking of state high courts in Nigeria

